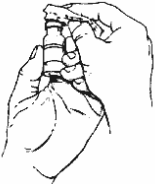


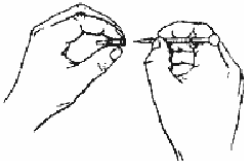
Penile Injections Diagrammed



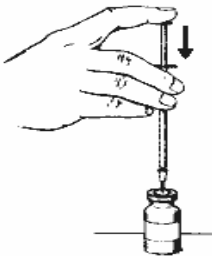
1) Hold the medication bottle so that your fingers do not touch the rubber stopper through which the needle is inserted. Check expiration date of medication.



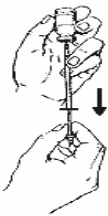
2) Using a circular motion, wipe off the top of the vial with an alcohol swab.



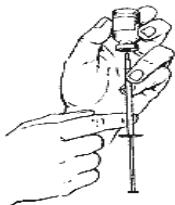
3) Remove the needle cover. Do not allow the needle to touch anything prior to drawing the medication or before injecting the medication.



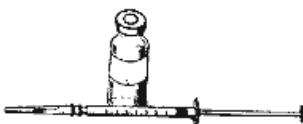
4) Draw an amount of air equal to the amount of medication to be injected into the syringe. Push the needle through the center of the stopper. Push the air into the bottle.



5) Turn the bottle and syringe upside down. Slowly draw the medication into the syringe. Tap the syringe gently to remove the bubbles.

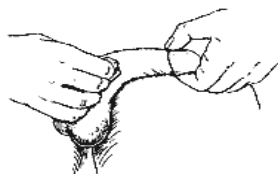
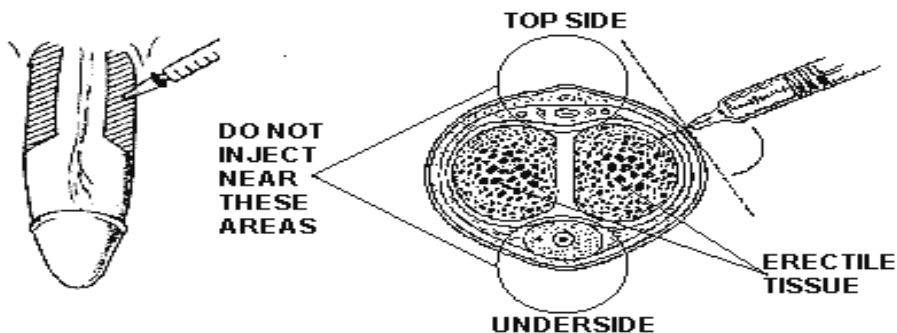


6) Move the plunger in and out several times while gently tapping the syringe, thus removing all air bubbles.

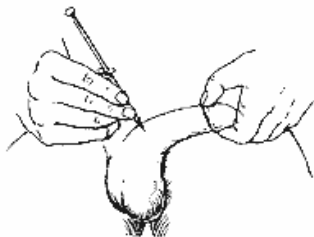


7) Gently remove the syringe from the vial.

8) Use injection site as illustrated. This area is designated on the drawing with the crosshatch marks.



9) Locate the area of injection. Wipe off with an alcohol swab. Grasp the head of the penis, not the skin. Position the penis along your inner thigh. Maintain traction on the head after cleaning the side of the penis.



10) Grasp the syringe between the thumb and middle finger like a pen. Place the needle on the site of injection at a 90-degree angle. Push the needle in, gently but firmly, all the way down to the hub.



11) Shift your finger so that your index finger or your thumb can push in the plunger. Push the medication in slowly - over 8 to 10 seconds.



12) Remove the needle. Apply pressure with your index finger on the injection site and your thumb on the opposite side of the penis. Apply pressure for 2 minutes.

If you develop priapism

- **If you have an erection at penetration hardness (a 6 or higher on the erection hardness scale) that lasts 2 hours, take 4 (30 mg) tablets of pseudoephedrine HCl (Sudafed).** Don't take extended-release or long-acting tablets, such as Sudafed 12 hour. Ask your pharmacist or Doctor if you have any questions. The pseudoephedrine HCl can be bought at your local pharmacy counter, you will have to sign for it.